



THE COLLEGE OF  
OPTOMETRISTS

## Stage Two

# Overarching case scenario 52

### Contact lens aftercare

30 year old accountant. Hobbies cookery, reading, theatre. Drives. Non smoker

Last eye examination and aftercare 12/12 ago, all OK. Routine check up, lenses 1 year old.

Worn rigid gas permeable contact lenses for 10 years, lenses comfortable, no problems with insertion or removal.

Wears lenses 18 hours 6 days per week; vision very good with both contact lenses and spectacles.

Usually no discomfort, but LE feels slightly sore today.

No redness, no ocular history, general health good, no medications.

Compliance good – washes hands before handling lenses, lenses 12/12 old. Uses Bausch and Lomb Simplus all in one solution, rubs and rinses lenses on removal. Changes case every month, cleans with solution and tissue and leaves to dry.

Spectacle prescription: RE -3.00/-1.75x180 6/5 N5  
LE -2.75/-1.00x180 6/5 N5

Keratometry (B&L keratometer): RE 7.55 along 90, 7.95 along 180  
LE 7.85 along 90, 8.05 along 180 regular mires

Horizontal Visible Iris Diameter: 11.0mm R&L.

Vertical Palpebral Aperture Size: 9.00mm R&L

Pupil diameter dim light 6.00mm; bright light 4.00mm R&L

## Contact lens fit

Contact lenses Bausch and Lomb Maxim ML92

RE 7.95/9.30 -3.00 6/5 N5

LE 7.95/9.30 -3.00 6/6- N5

Over refraction: RE plano 6/5

LE -0.50 6/5

Both lenses centre well, move 0.8mm on blink

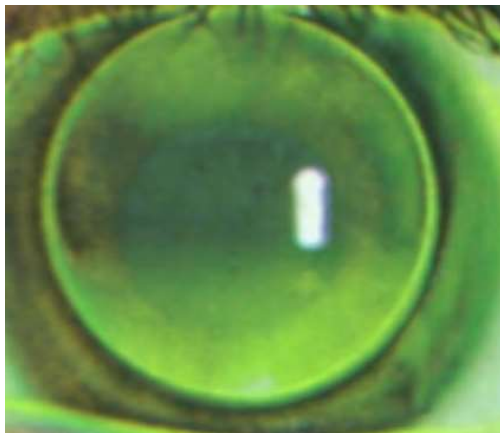
Horizontal lag 0.5 mm R and L.

Lenses remain within the limbus at all times

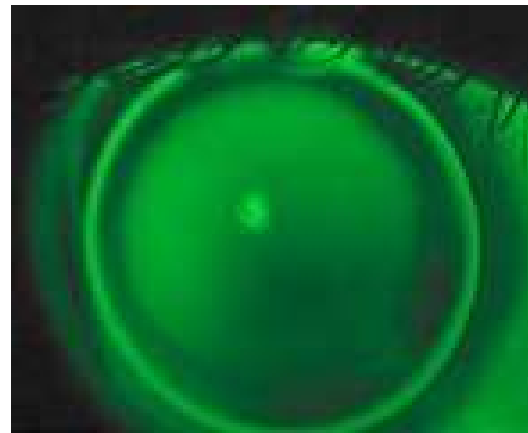
Fluorescein patterns next slide.

fluorescein patterns

RE

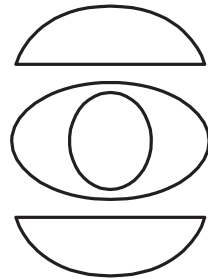


LE

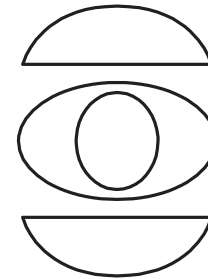


External examination

No blepharitis, grade 0 MGD



No blepharitis, grade 0 MGD



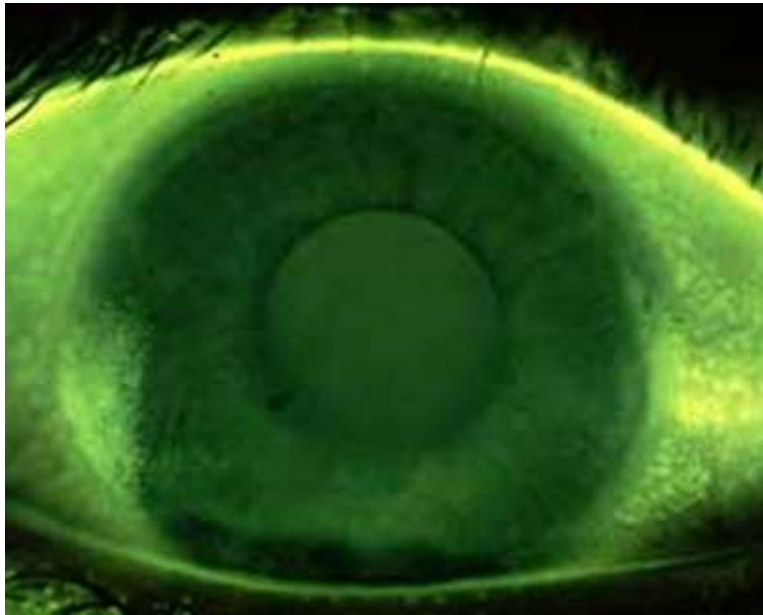
Grade 0.5 limbal hyperaemia nasally R&L

Corneal staining shown next slide

tBUT 16 seconds R&L

corneal staining

RE



LE

